

Transforming Education in Rhode Island



The Race to the Top Opportunity

Race to the Top

Steering Committee

May 16, 2011



TRANSFORMING EDUCATION IN RHODE ISLAND



The Race to the Top Opportunity

Application Process

- Rhode Island was 1 of only 12 states selected as a winner in the Race to the Top competitive application process
- 4 Year Award – From 09/24/2010 to 09/23/2014
- Rhode Island's budget totals \$75,000,000 over 4 years
- All Districts in the state are participating
- Full grant approval was received from U.S. Department of Education on 04/08/2011

TRANSFORMING EDUCATION IN RHODE ISLAND

The Race to the Top Opportunity

Grant Structure

- 50% has been designated for participating districts, charters and state schools which are commonly referred to as local education agencies (LEAs), totaling a \$37,500,000 share.
- RTTT is a competitive grant and funds can only be reimbursed for those activities outlined in the Scope of Work approved by U.S. Department of Education
- The Title I, Part A, formula was used to determine the allocation of RTTT funds to each district.
- \$4 million was budgeted to supplement participating districts for whom the Title I formula may result in insufficient funding to fully implement the RTTT initiatives.

Overview on RTTT Initiatives

- The RTTT budget was prepared using detailed cost estimates for district activities and is organized around the following five support systems:
 1. Standards and Curriculum
 2. Instructional Improvement Systems
 3. Educator Effectiveness
 4. Human Capital Development
 5. School Transformation and Innovation
- The framework helps delineate the specific actions that RIDE, districts, charters and state schools will undertake in order to achieve our statewide goals.

TRANSFORMING EDUCATION IN RHODE ISLAND



The Race to the Top Opportunity

Design Approach

- Rhode Island is taking a unified approach in the design of statewide systems that will allow educators (teachers and leaders) and parents to support student achievement.
- RIDE will be coordinating the use of district funds toward the procurement of the services and expertise necessary for the design, development, and implementation of the five RTTT systems.
- All districts will be prepared to implement and have full access to the systems that are being built regardless of the individual RTTT allocation.

TRANSFORMING EDUCATION IN RHODE ISLAND

The Race to the Top Opportunity

Overview on 4-year Investments

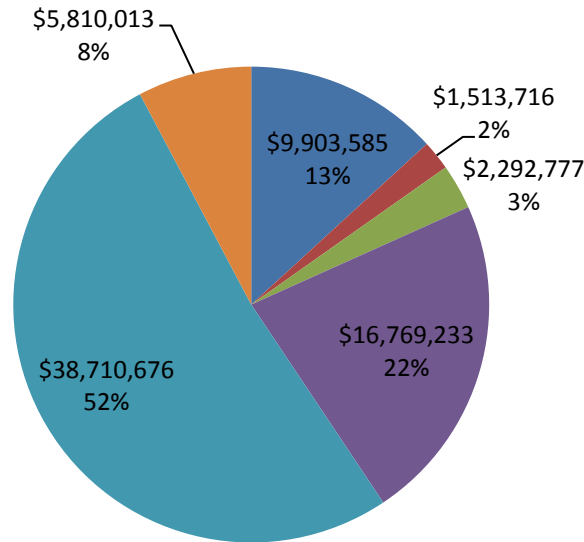
Support System	State Share	District Share	Total
New System Investments			
Standards and Curriculum	\$5,015,535	\$4,065,828	\$9,081,363
Instructional Improvement System	\$7,206,538	\$10,934,301	\$18,140,839
Educator Effectiveness	\$10,440,492	\$7,560,000	\$18,000,492
Human Capital Development	\$4,331,452	\$11,531,296	\$15,862,748
School Transformation and Innovation	\$4,132,253	\$3,408,575	\$7,540,828
Other Investments			
State Capacity	\$2,344,594	\$0	\$2,344,594
Supplemental LEA Funding	\$4,029,136	\$0	\$4,029,136
Total	\$37,500,000	\$37,500,000	\$75,000,000

TRANSFORMING EDUCATION IN RHODE ISLAND

The Race to the Top Opportunity

4-year Investment Budget Breakdown

Total: \$75,000,000



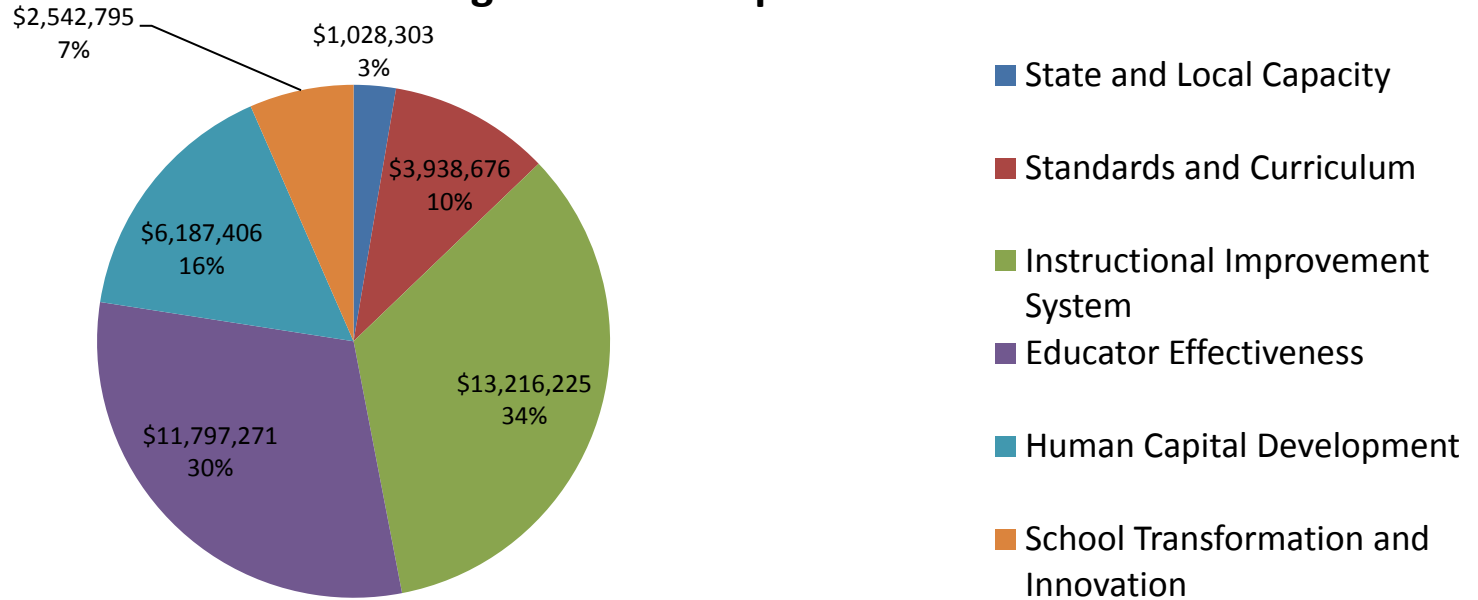
- Administrative Costs
- Financial Grant Management
- State grant funding for LEAs
- Training for Educators to be able to use new supports
- One-time investment for design and development
- LEA funds to be earmarked to LEA Activities

Budget Categories	Total	Percentage
Administrative Costs	\$9,903,585	13%
Financial Grant Management	\$1,513,716	2%
State grant funding for LEAs	\$2,292,777	3%
Training for Educators to be able to use new supports	\$16,769,233	22%
One-time investment for design and development	\$38,710,676	52%
LEA funds to be earmarked to LEA Activities	\$5,810,013	8%
Total	\$75,000,000	100%

TRANSFORMING EDUCATION IN RHODE ISLAND

The Race to the Top Opportunity

One-Time Design and Development Breakdown



Support System	Budget
State and Local Capacity	\$1,028,303
Standards and Curriculum	\$3,938,676
Instructional Improvement System	\$13,216,225
Educator Effectiveness	\$11,797,271
Human Capital Development	\$6,187,406
School Transformation and Innovation	\$2,542,795
Total	\$38,710,676

*Includes both SEA Share and LEA Contributions to systems

TRANSFORMING EDUCATION IN RHODE ISLAND

The Race to the Top Opportunity

District, Charter and State School Awards

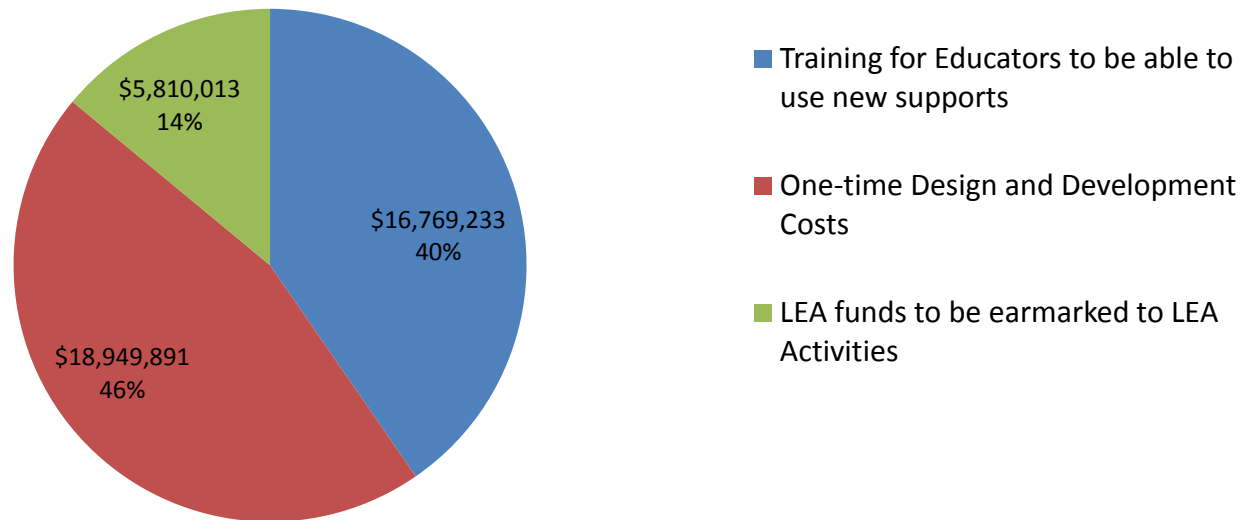
Categories of funding

- **Direct Allocation** – This is funding a district will receive for reimbursement of costs incurred by the district for RTTT approved activities. Funding will be used primarily for professional development (PD) to include: educator stipends, mentoring, substitute teacher costs, and intervention services.
- **Set-Aside** – District funds designated to support the costs incurred by the State for the design, development, and implementation of the RTTT support systems.
- **To be earmarked for LEA activities (Non-Committed)** – Select districts were allocated funds that were not yet earmarked for specific agreed-upon RTTT activities outlined in the memorandum of understanding (MOU) and scope of work (SOW).

TRANSFORMING EDUCATION IN RHODE ISLAND

The Race to the Top Opportunity

District, Charter, and State School Award Breakdown



Budget Category	Total
Training for Educators to be able to use new supports	\$16,769,233
One-time Design and Development Costs	\$18,949,891
LEA funds to be earmarked to LEA Activities	\$5,810,013
Total	\$41,529,137

*NOTE: Includes the \$4,029,136 on the State side

TRANSFORMING EDUCATION IN RHODE ISLAND

The Race to the Top Opportunity

4-year Budget Full Time Employees at RIDE

Support System	Total	FTE
State and Local Capacity	\$1,405,851	3
Standards and Curriculum	\$670,300	1.5
Instructional Improvement System	\$1,714,308	3.5
Educator Effectiveness	\$2,610,018	5
Human Capital Development	\$2,113,303	4.5
School Transformation and Innovation	\$1,192,304	2.5
Total Personnel and Fringe	\$9,706,084	20

*2 FTE positions are supported by Financial Grant Management

TRANSFORMING EDUCATION IN RHODE ISLAND

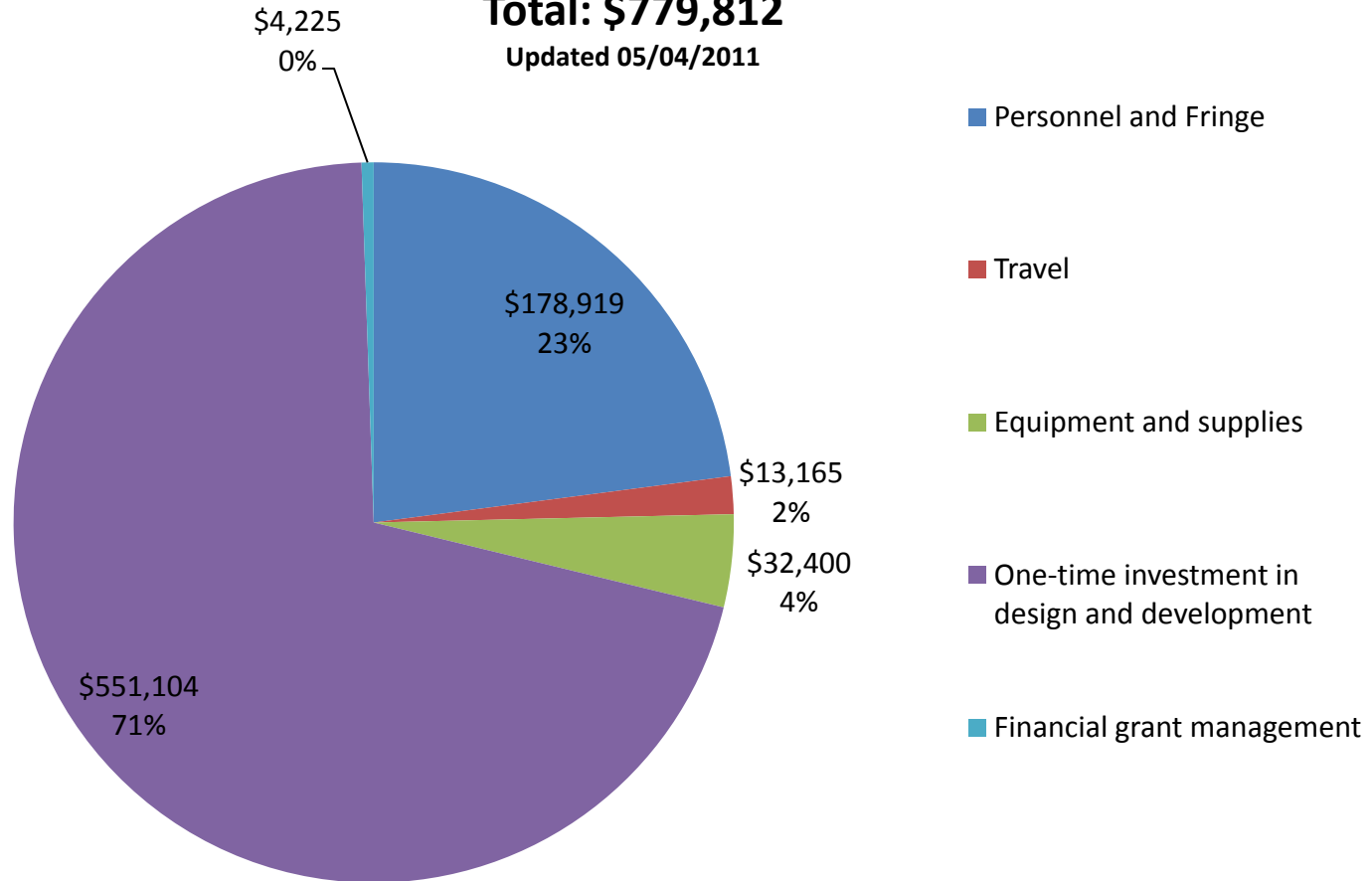


The Race to the Top Opportunity

Current Expenses for Year 1

Total: \$779,812

Updated 05/04/2011



TRANSFORMING EDUCATION IN RHODE ISLAND



The Race to the Top Opportunity

Questions?

